

remote depoPRO™

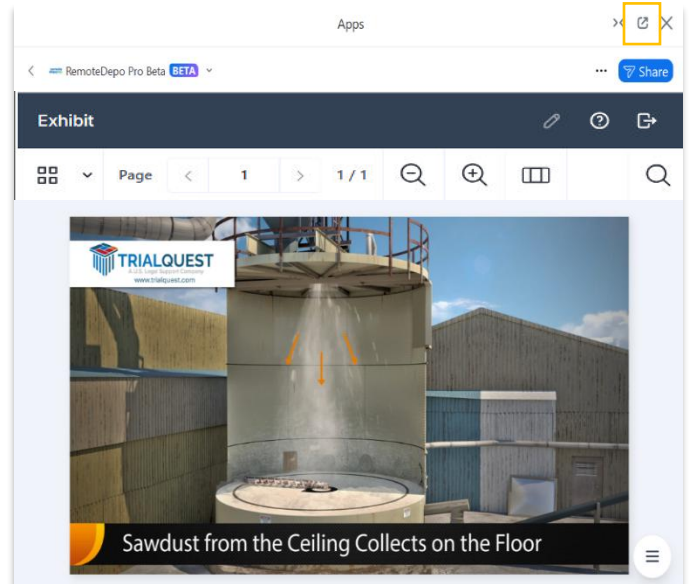
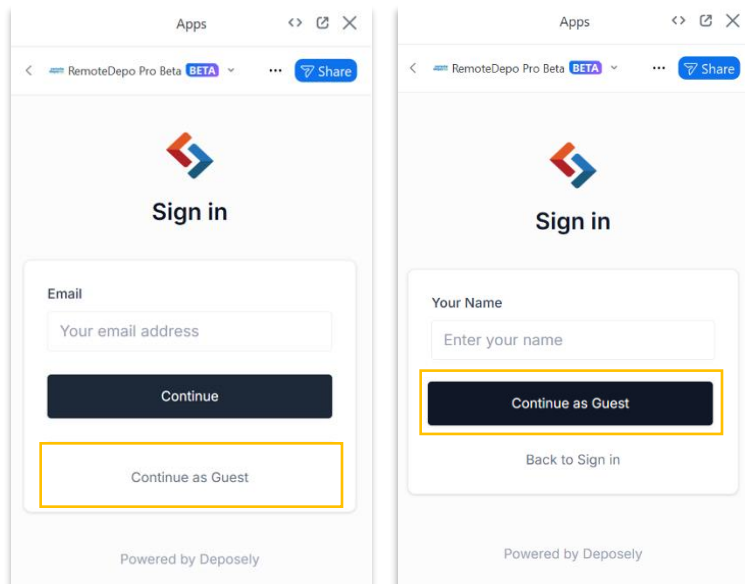
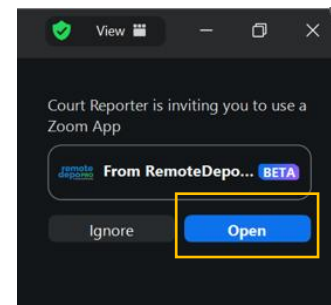
Powered by  deposely

Witness Guide

Join the Proceeding

For each RemoteDepo Pro™ session, you'll receive an invitation via email. Select the link within the email to join the proceeding. Upon joining, the RemoteDepo Pro app will be shared with you:

1. Ensure you're logged into Zoom Workplace
2. Click Open to launch the App
3. Click 'Continue as Guest'
4. Enter your name
5. The Court Reporter will begin the session
6. Once the session begins & exhibits are shared, they will be visible



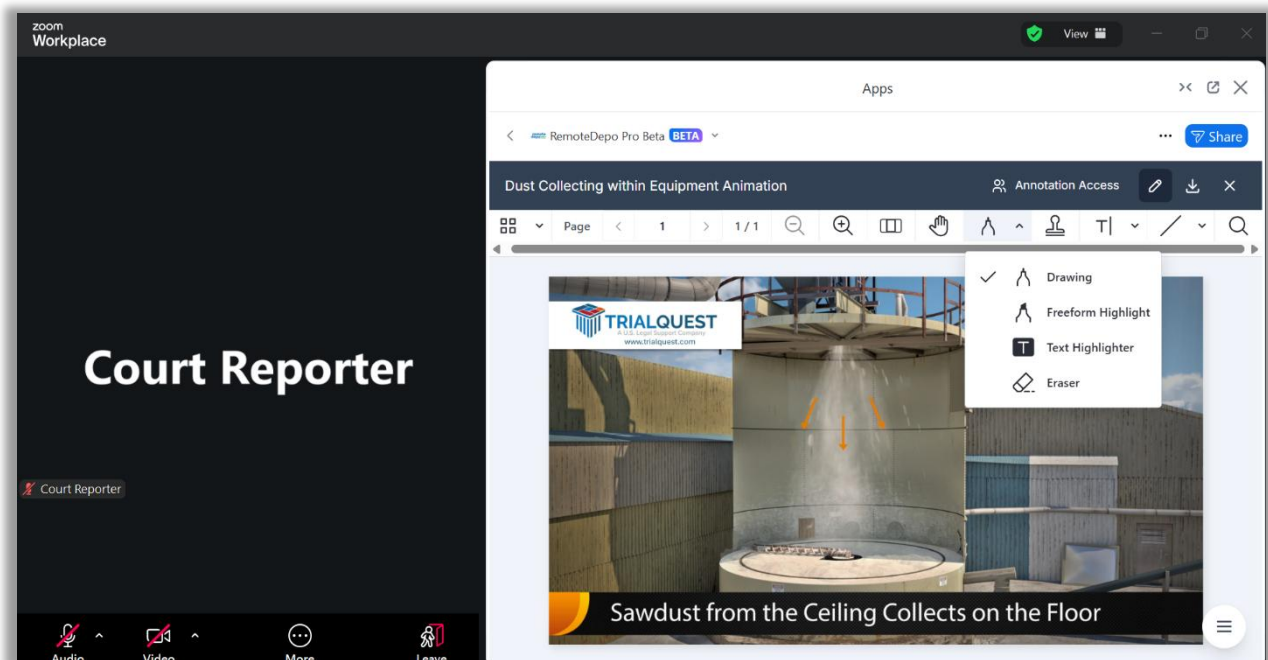
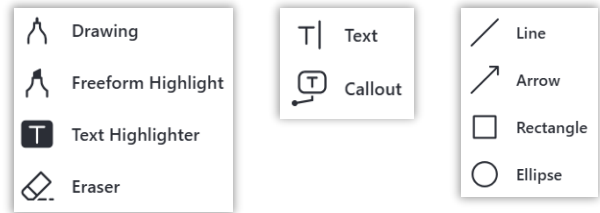
Recommendation:

Joining as a guest allows you to view exhibits without the need to log in. This also keeps your personal email secure. Pop out the app to view on another window or enlarge by dragging the panel to the left for easier exhibit viewing.

Annotating Exhibits

If you are asked to annotate an exhibit, you will be granted annotation access and tools will become available in the exhibit pane.

1. Annotation tools include drawing, freeform highlight, text highlight, eraser, insert text, insert callout, adding shapes (lines, arrows, circles, rectangles)
2. Select tool of choice
3. Apply annotations onto exhibit document



Technical Support

Technical support is available to provide assistance with accessing the Zoom session, for accessing the RemoteDepo Pro app and use of its features. To reach technical support:

- Call 888.401.9541
- Email remotedeposupport@uslegalsupport.com

